

"Image/data in this document is from SAP internal systems, sample data, or demo systems. Any resemblance to real data is purely coincidental."

Go to Maintain Standard Texts app

Enter a text name and choose Create:

Standard Text

Text Name: YTEXT

Text ID: ST Allgemeiner Standardtext

Language: DE

Display Change Create

Please note text name need to start with Y or Z

Performance Assistant

Observe name ranges: Y,Z for customers, J_NC for partners, A..X for SAP

Message no. TD728

Diagnosis

You are editing a standard text whose name or ID does not correspond to the name range defined by SAP. Standard texts from the SAP standard version and customer-specific standard texts need to have separate name ranges to prevent data loss during a release upgrade.

In the case of standard texts, the initial letters Y and Z for text names and Y and Z for the text ID are reserved for customers.

System Response

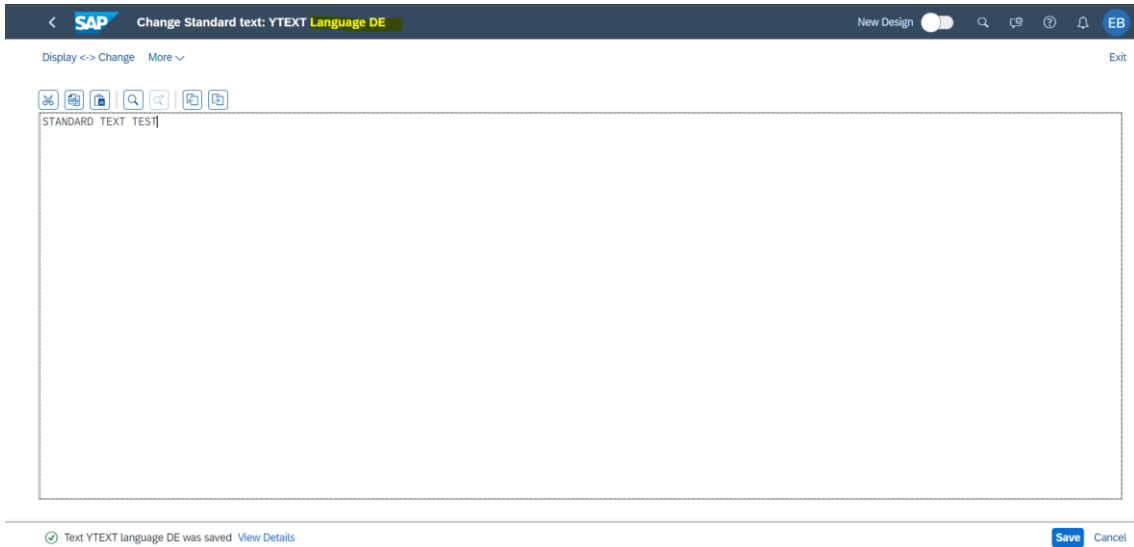
The system sends an appropriate message.

Procedure

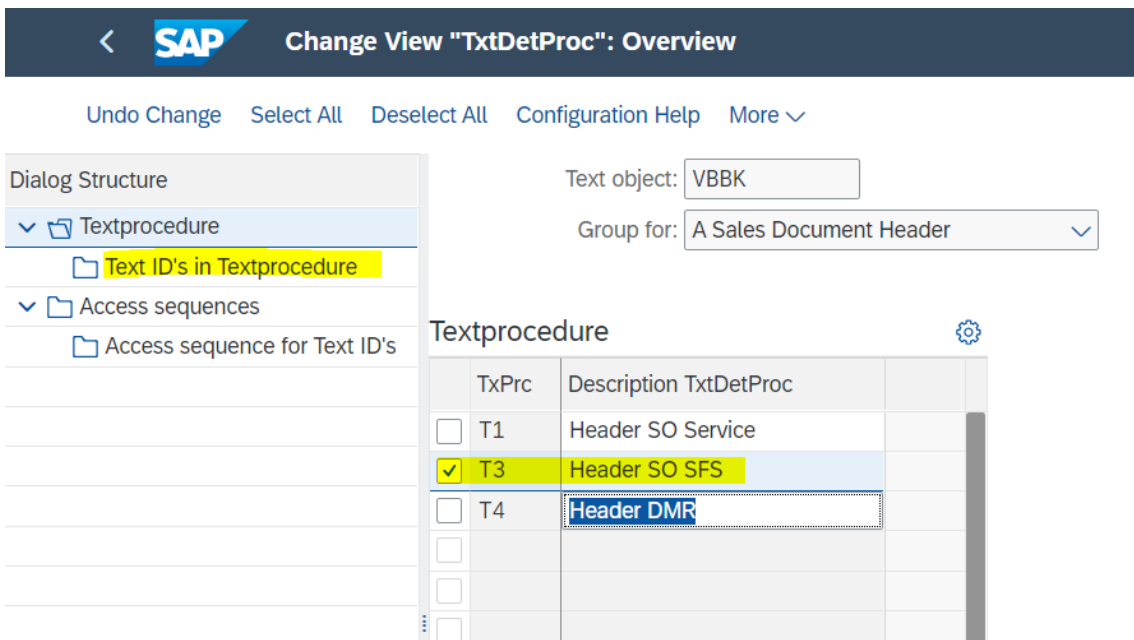
If you are working in a customer system, only create standard texts using the following naming convention:

- Initial letter Y or Z in the text name with any text ID
or
- Initial letter Y or Z in the text ID with any text name

If you are working in an SAP development system, only use the letters Y and Z for temporary test standard texts and delete them once they have been tested.



Maintain configuration for **Set Up Text Determination for Sales Document Header**.



Create a new access sequence, for example:

Select All Deselect All Configuration Help More ▾

Dialog Structure		Access sequences		
▼	Textprocedure	<input type="checkbox"/>	400	Shipping Note Cust
	Text ID's in Textprocedure	<input type="checkbox"/>	401	Shpg Note frm Cust.
▼	Access sequences	<input type="checkbox"/>	402	Shipping Note Cust
	Access sequence for Text ID's	<input type="checkbox"/>	500	Billing Instruction
		<input type="checkbox"/>	501	BillgInstrnsFrmCust.
		<input type="checkbox"/>	510	Bit Cancel Bil Inst
		<input type="checkbox"/>	600	Billing Note Cust
		<input type="checkbox"/>	601	Billg Note frm Cust.
		<input type="checkbox"/>	610	Bit Cancel Bil Note
		<input type="checkbox"/>	700	Pick / Pack Instrn
		<input type="checkbox"/>	701	Pick/PackInstrfrCust
		<input checked="" type="checkbox"/>	9000	General Cond Rules
		<input type="checkbox"/>		
		<input type="checkbox"/>		

Create a new text ID in textprocedure and assign the access sequence created, for example:

< **SAP** New Entries (View " Text IDs in Txt Det. Proc T3")

Select All Deselect All Configuration Help More ▾

Dialog Structure

- Textprocedure
 - Text ID's in Textprocedure
 - Access sequences
 - Access sequence for Text ID's

Text object: VBBK
 Group for: A Sales Document Header
 TextDetermProc.: T3

SeqNo	ID	ID Description	Refer...	Text is obligat.	Acc...
271	V002	Sales text	<input type="checkbox"/>	Z Text is obligatory and is displayed...	9000
			<input type="checkbox"/>	Text is not obligatory	
			<input type="checkbox"/>	Text is not obligatory	

At **Access sequence for Text ID's** step, add the text ID, for which the access sequence should have text object, text ID and text name like that is created in Maintain Standard Texts app.

< **SAP** Display View " Access Sequence 9000": Overview

Select All Deselect All Configuration Help More ▾

Access Sequence: 9000

Dialog Structure

- Textprocedure
 - Text ID's in Textprocedure
 - Access sequences
 - Access sequence for Text ID's

SeqNo	Text Object	Text Object Descripn	ID	ID Description	Partn.Funct.	All Languages	Language
0	TEXT	SAPscript standard tex	ST	Standard text			

SAP Display View "Access Sequence 9000": Overview

Access Sequence: 9000

Access sequence for Text ID's

SeqNo	Funct.	All Languages	Language	Part. Function Lang.	Sls. Org. Lang.	Requirem...	Require...	Data Tr...	Text Name
0		<input checked="" type="checkbox"/>			<input type="checkbox"/>	0	0	0	YTEXT

Create the sales order

SAP Create Standard Order: Overview

Sales text

STANDARD TEXT TEST

STANDARD TEXT TEST

STANDARD TEXT TEST

You can click at unblock text and then you can edit it:

SAP Create Standard Order: Overview

Sales text

STANDARD TEXT TEST


STANDARD TEXT TEST

STANDARD TEXT TEST



< **SAP** Create Standard Order: Overview

Display Propose Items Header Output Preview Reject Document Loading Units and Aggregation Categories Services for Object More

Standard Order: Net Value: EUR

Sold-to Party: 

Ship-to Party:

Cust. Reference: Cust. Ref. Date:  















< **SAP** Create Standard Order: Header Data New Design     

Services for Object More

Standard Order: Customer Reference:

Sold-to Party:

Sales Shipping Billing Document Electronic Payments Billing Plan Accounting Conditions Account assignment Partner **Texts** Order Data Status Additional data A

Txt ty.	Lang.	
 Shipping Notif. for Customer		STANDARD TEXT TEST
 Shipping Note from Customer		
 Billing Instruction		
 Billing Note from Customer		
 Billing Info for Customer		
 Billing Instrns from Customer		
 Pick / Pack Instructions		
 Pick/Pack Instrns from Cust.		
 CIG for Italy		
 CUP for Italy		
 Buyer Routing ID		
 Spain SII Invoice Description		
 Reference Invoice Number		
 Sales text	DE	