

Advanced Foreign currency valuation
applied for WIP on projects -
currency differences posted on WBS billing element

Setup foreign currency valuation

- Step1: Define valuation rule: Define semantic tag for selected G/L accounts and define currency gain and loss G/L accounts.
- Step 2: Assign WIP G/L accounts to semantic tag. (optional)
- Step 3: Activate posting on WBS element in assignment rule.
- Step 4: Assign the gain/loss FX G/L accounts to project expense type.
- Step 5: Run job with app Schedule general Ledger jobs.

Step 1 – (SSCUI 105450) Define Rules for Advanced Foreign currency valuation (1/4)



Define Rules for Advanced Foreign Currency...: Display ▾

Menu ▾

Select All

Deselect All




Configuration Help


Dialog Structure	Define Rules for Foreign Currency Valuation	
▾ Define Rules for Foreign Currency Valuation		
▾ Define Steps of a FCV Rule		
▾ Assign Semantic Tag to FCV Rule		
Assign G/L Accounts for FCV		
	<input type="checkbox"/>	
	<input type="checkbox"/>	
	<input type="checkbox"/>	
	<input type="checkbox"/>	

	Valuation Rule	Valuation Rule Description
<input type="checkbox"/>	SKDV	Key Date Foreign Currency Valuation
<input type="checkbox"/>	STDV	Time Depended Foreign Currency Valuation
<input type="checkbox"/>		
<input type="checkbox"/>		

We will use one of the standard rules (SKDV) for this example.

Step 1 – (SSCUI 105450) Define Rules for Advanced Foreign currency valuation (2/4)

 Define Rules for Advanced Foreign Currency..: Change  

Menu  [New Entries](#) [Copy As...](#) [Delete](#) [Undo Change](#) [Select All](#) [Deselect All](#) [Configuration Help](#)

Dialog Structure

- Define Rules for Foreign Currency
 - Define Steps of a FCV Rule**
 - Assign Semantic Tag to FCV
 - Assign G/L Accounts for FCV

Valuation Rule: SKDV

Define Steps of a FCV Rule

	Valuation Rule Step	Valuation Rule Step Description	* Business Transaction Type
<input checked="" type="checkbox"/>	0010	Valuate Receivables and Liabilities	RFCV
<input type="checkbox"/>	1010	WIP	RFCV

By default, only one valuation step (0010) is assigned to rule SKDV. You can define additional steps for each valuation rule, like we did in our example with step 1010. Defining additional steps will enable you to assign separate P&L accounts for currency gains and losses based on these steps.

Step 1 – (SSCUI 105450) Define Rules for Advanced Foreign currency valuation (3/4)

<  Define Rules for Advanced Foreign Currency..: Display ▾

Apps ▾ | Search In: "Apps"

Menu ▾ [Select All](#) [Deselect All](#) [Configuration Help](#)

Dialog Structure

- ▾ Define Rules for Foreign Currency Valuation
 - ▾ Define Steps of a FCV Rule
 - ▾ **Assign Semantic Tag to FCV Rule**
 - Assign G/L Accounts for FCV

Valuation Rule: **SKDV** [Display Technical Field Names](#)

Valuation Rule Step: 1010

Assign Semantic Tag to FCV Rule

	Field Name	Field Description	Filter Values	Filter Condition - Resulting From Filter Values
<input type="checkbox"/>	FINS_SEM_TAG	Semantic Tag		Semantic Tag = 'Z_FX'

To the rule SKDV, step 1010, the semantic tag **Z_FX** is assigned. All G/L accounts assigned to FX will be recognized in the AFCV run

Step 1 – (SSCUI 105450) Define Rules for Advanced Foreign currency valuation (4/4)

SAP Define Rules for Advanced Foreign Currency...: Display

Apps | Search In: "Apps"

Menu Select All Deselect All Configuration Help

Dialog Structure

- Define Rules for Foreign Currency Valuation
 - Define Steps of a FCV Rule
 - Assign Semantic Tag to FCV Rule
 - Assign G/L Accounts for FCV

Valuation Rule: SKDV


Valuation Rule Step: 1010

Assign G/L Accounts for FCV

	Chart of Accounts	Chart of Accounts Description	Reset FX Unrealized Gain Account	Reset FX Unrealized Loss Account	FX Gain Unrealized Account	FX Loss Unrealized
<input type="checkbox"/>	YCOA	Standard Chart of Accounts(Demo)	97251000	97204000	97251000	97204000

To the rule SKDV, step 1010, the P&L accounts for currency gain and loss are assigned

Step 1 – (SSCUI 105451) Assign Rules for Foreign Currency Valuation to Accounting Principle

<  Assign Rules for Foreign Currency Valuation...: Display ▾


Menu ▾ [Select All](#) [Deselect All](#) [Configuration Help](#)

Bus. Trans. Category: RFCV

Assignment of Accounting Principle to FXV Rule

	Accounting Principle	Accounting Principle Description	Ledger	Valuation Rule	Valuation Rule Description
<input type="checkbox"/>	AEAP	UAE GAAP		SKDV	Key Date Foreign Currency Valuation
<input type="checkbox"/>	BRAP	Brazil GAAP		SKDV	Key Date Foreign Currency Valuation
<input type="checkbox"/>	CAAP	Canada GAAP		SKDV	Key Date Foreign Currency Valuation
<input type="checkbox"/>	CNAP	China GAAP		SKDV	Key Date Foreign Currency Valuation
<input type="checkbox"/>	DEAP	Germany GAAP		STDV	Time Depended Foreign Currency Valuation
<input type="checkbox"/>	GBAP	United Kingdom GAAP		SKDV	Key Date Foreign Currency Valuation
<input type="checkbox"/>	IDAP	Indonesia GAAP		SKDV	Key Date Foreign Currency Valuation
<input type="checkbox"/>	IFRS	International Financial Reporting Standards		SKDV	Key Date Foreign Currency Valuation
<input type="checkbox"/>	INAP	India GAAP		SKDV	Key Date Foreign Currency Valuation
<input type="checkbox"/>	ITAP	Italy GAAP		SKDV	Key Date Foreign Currency Valuation
<input type="checkbox"/>	LUAP	Luxembourg GAAP		SKDV	Key Date Foreign Currency Valuation
<input type="checkbox"/>	MXAP	Mexico GAAP		SKDV	Key Date Foreign Currency Valuation
<input type="checkbox"/>	PEAP	Peru GAAP		SKDV	Key Date Foreign Currency Valuation
<input type="checkbox"/>	PTAP	Portugal GAAP		SKDV	Key Date Foreign Currency Valuation
<input type="checkbox"/>	SAAP	Saudi Arabia GAAP		SKDV	Key Date Foreign Currency Valuation
<input checked="" type="checkbox"/>	USAP	USA GAAP		SKDV	Key Date Foreign Currency Valuation
<input type="checkbox"/>	USGP	Group US GAAP		SKDV	Key Date Foreign Currency Valuation
<input type="checkbox"/>					

Step 2 – (SSCUI 103215) Assign Financial Statement Versions to Accounting Principles

<  Assign Financial Statement Versions to Acc.: Display ▾


Menu ▾ [Select All](#) [Deselect All](#) [Configuration Help](#)

Assign Chart of Accounts and Financial Statement Version

Acc...	Cht...	Financial Statement Version Financials
<input type="checkbox"/> AEAP	YCOA	3399
<input type="checkbox"/> BRAP	YCOA	1499
<input type="checkbox"/> CAAP	YCOA	2999
<input type="checkbox"/> CNAP	YCOA	1399
<input type="checkbox"/> DEAP	YCOA	1099
<input type="checkbox"/> GBAP	YCOA	1199
<input type="checkbox"/> IDAP	YCOA	5199
<input type="checkbox"/> IFRS	YCOA	5599
<input type="checkbox"/> INAP	YCOA	1899
<input type="checkbox"/> ITAP	YCOA	2399
<input type="checkbox"/> LUAP	YCLU	7K10
<input type="checkbox"/> LUAP	YCOA	7K30
<input type="checkbox"/> MXAP	YCOA	5599
<input type="checkbox"/> PEAP	YCOA	5799
<input type="checkbox"/> PTAP	YCOA	3599
<input type="checkbox"/> SAAP	YCOA	5999
<input type="checkbox"/> USAP	YCOA	1799
<input checked="" type="checkbox"/> USGP	YCOA	1799

For Accounting principle USGP(ledger 0L in company code 1710 USA) the FS Version 1799 is assigned

Step 2 – (SSCUI 102659) Assign Semantic Tags to Financial Statement Versions


<  Change View "Assign Semantic Tags to Financi..": Overview ▾

Menu ▾ Details New Entries Delete Undo Change Select All Deselect All

Mapping of Financial Statement Version to Semantic Tag							
	FS Vers	FS Item	Sem. Tag	Account From	Account To	Func. Area From	Functl. Area To
<input type="checkbox"/>	1799		FX	12120000	12120000		
<input checked="" type="checkbox"/>	1799		FX	13811100	13811100		
<input type="checkbox"/>	1799		FX	21200000	21200000		
<input type="checkbox"/>	1799		FX	21303000	21303000		
<input type="checkbox"/>	1799		FX	21720000	21720000		
<input type="checkbox"/>	1799		IMPAIRMENT	12120000	12120000		
<input checked="" type="checkbox"/>	1799		Z_FX	13711100	13711100		
<input type="checkbox"/>	1899		FX	11001000	11001000		

Per config of FSV and semantic tag you define which G/L accounts that should be considered for the Advanced Foreign Currency Valuation. If you work with global hierarchies, the assignment is done in the app Manage Global hierarchies. Here you assign the relevant account to Semantic tag FX ("Monetary item")

Step 3 – (SSCUI 104827) Define Rules for Determining Account Assignments in G/L Processes (1/2)

<  Define Rules for Determining Account Assign...: Display ▾

Menu ▾ Select All Deselect All Configuration Help

g Structure

Define Assignment Rule

Adjust Inheritance Option for Assignment Rule

Assignment Rule	Description of Assignment Rule	Controlling Object Inheritance Option	General Ledger Field Inheritance Option	Report
<input type="checkbox"/> VALN	Advanced Valuation Runs	From Default Configuration	✓ No Assignment	✓ Standalone
<input type="checkbox"/> VREC	Post B/S Reclassification	No Assignment	✓ No Assignment	✓ Standalone
<input type="checkbox"/> ZVAL	Advanced Valuation Runs	From Default Configuration	✓ No Assignment	✓ Standalone

Create a new Assignment Rule (ZVAL) by copying VLAN

Step 3 – (SSCUI 104827) Define Rules for Determining Account Assignments in G/L Processes (2/2)

< **SAP** Define Rules for Determining Account Assign...: Display ▾

Menu ▾ Select All Deselect All Configuration Help

log Structure

- Define Assignment Rule
- Adjust Inheritance Option for Assignment Field


Assignment Rule: ZVAL

Adjust Inheritance Option for Assignment Field

Assignment Rule Field Name	Assignment Field Description	Inheritance Option	Account Assignment Field Type
<input type="checkbox"/> PPRCTR	Partner Profit Ctr	Inherited from Global Rule Setting	General Ledger Reporting Field
<input type="checkbox"/> PRCTR	Profit Center	Inherited from Global Rule Setting	General Ledger Reporting Field
<input type="checkbox"/> PSEGMENT	Partner Segment	Inherited from Global Rule Setting	General Ledger Reporting Field
<input type="checkbox"/> SEGMENT	Segment	Inherited from Global Rule Setting	General Ledger Reporting Field
<input type="checkbox"/> AUFNR	Order	Inherited from Global Rule Setting	Controlling Object
<input type="checkbox"/> KDAUF	Sales Order	Inherited from Global Rule Setting	Controlling Object
<input type="checkbox"/> KDPOS	Sales Order Item	Inherited from Global Rule Setting	Controlling Object
<input type="checkbox"/> KSTRG	Cost Object	Inherited from Global Rule Setting	Controlling Object
<input type="checkbox"/> MATNR	Material	Inherited from Global Rule Setting	Controlling Object
<input type="checkbox"/> NPLNR	Network	Inherited from Global Rule Setting	Controlling Object
<input type="checkbox"/> NPLNR_VORGN	Network activity	Inherited from Global Rule Setting	Controlling Object
<input type="checkbox"/> PS_POSID	WBS Element	Always from Original Object	Controlling Object
<input type="checkbox"/> RBUSA	Business Area	Inherited from Global Rule Setting	Controlling Object
<input type="checkbox"/> RCNTR	Cost Center	Inherited from Global Rule Setting	Controlling Object
<input type="checkbox"/> RFAREA	Functional Area	Inherited from Global Rule Setting	Controlling Object

Activate Postings on WBS Elements

Step 3 - (SSCUI 104826) Assign Account Assignment Rules to Advanced Valuations

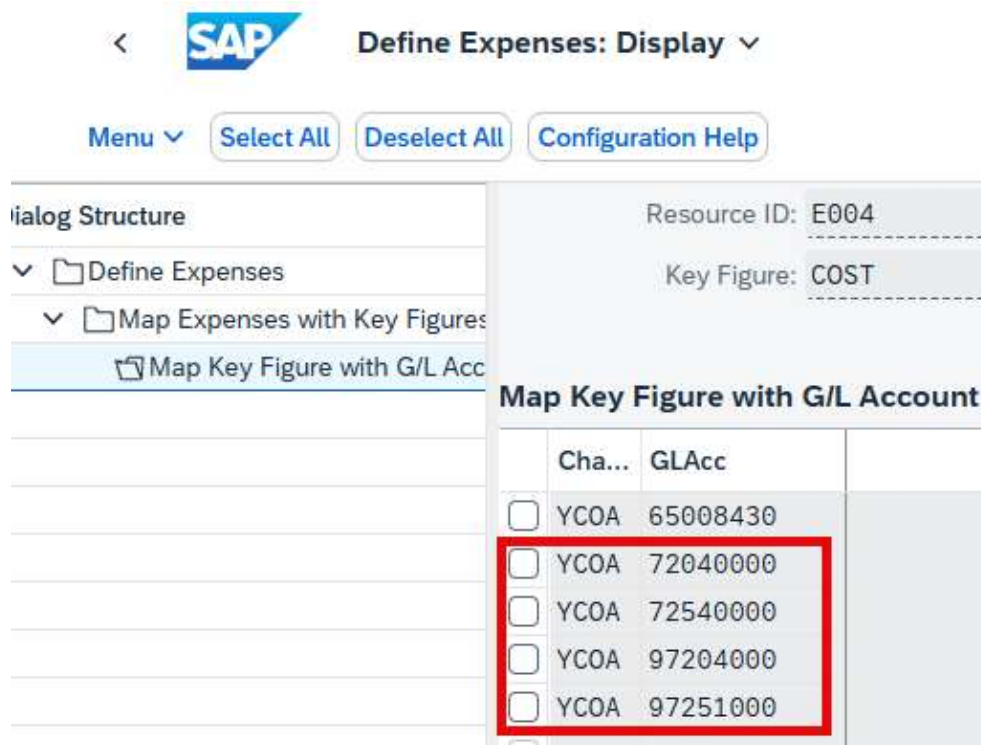
<  Assign Account Assignment Rules to Advance...: Display ▾

Menu ▾ [Select All](#) [Deselect All](#) [Configuration Help](#)

Assign Rules to Advanced Valuation Runs				
	Business Transaction Type	Business Transaction Category	Business Transaction Item Category	Assignment R
<input type="checkbox"/>	*	▼ RFCV Foreign Currency Valuation	▼ VALUATION Advanced Valuation Runs	▼ VALN
<input type="checkbox"/>	*	▼ RFDI Discounting	▼ VALUATION Advanced Valuation Runs	▼ VALN
<input type="checkbox"/>	*	▼ RFIM Credit-risk based impairment	▼ VALUATION Advanced Valuation Runs	▼ VALN
<input type="checkbox"/>	*	▼ RFRC Reclassification	▼ VALUATION Advanced Valuation Runs	▼ VREC
<input type="checkbox"/>	RFCV Foreign Currency Valuation	▼ RFCV Foreign Currency Valuation	▼ VALUATION Advanced Valuation Runs	▼ ZVAL
<input type="checkbox"/>	RFDI Discounting	▼ RFDI Discounting	▼ VALUATION Advanced Valuation Runs	▼ VALN
<input type="checkbox"/>	RFIM Credit-risk based impairment	▼ RFIM Credit-risk based impairment	▼ VALUATION Advanced Valuation Runs	▼ VALN

Assign the new 'Assignment Rule' to BT Type RFCV

Step 4 - (SSCUI 101306) Define Expenses



The screenshot shows the SAP 'Define Expenses: Display' interface. On the left, a 'Dialog Structure' tree is expanded to 'Map Key Figure with G/L Account'. The main area displays 'Resource ID: E004' and 'Key Figure: COST'. Below this is a table titled 'Map Key Figure with G/L Account' with columns 'Cha...' and 'GLAcc'. Five rows are listed, each with an unchecked checkbox and the text 'YCOA' followed by a GL account number. The second row, 'YCOA 72040000', is highlighted with a red rectangle.

	Cha...	GLAcc
<input type="checkbox"/>	YCOA	65008430
<input type="checkbox"/>	YCOA	72040000
<input type="checkbox"/>	YCOA	72540000
<input type="checkbox"/>	YCOA	97204000
<input type="checkbox"/>	YCOA	97251000

Assign the Unrealized gain/loss FX G/L accounts to project expense type. We decide here for example for E004. (an error is raised in the Advanced FX Valuation run if this setting is not done)

Step 5 - Schedule General Ledger Jobs (App)

SAP

New Job: Advanced Foreign Currency Valuation ▾

JK

Advanced Foreign Currency Valuation

1

Template Selection

2

Scheduling Options

3

Parameters

(Optional)

3. Parameters

Parameter Section

Selection Parameters

Company Code: *

Ledger: *

Key Date Parameters

Key Date: ☒

Valuation Key Date:

Dynamic Calendar Year/Period: ☐





Dynamic Valuation Key Date:

Processing Options

Test Run: ☐

Update Run: ☒

Step 5 - Schedule General Ledger Jobs (App)

Jobs (2) Standard ▾				
Status	Log	Results	Steps	Job Name
Finished		 ▾	1	Advanced Foreign Currency Valuation 01
Finished		 Preview >		Step #: 1, Output #: 1 - Header Information
		 Download >		Step #: 1, Output #: 2 - Result of Foreign Currency Valuation - Functional
				Step #: 1, Output #: 3 - Result of Foreign Currency Valuation - Company Cod
				Step #: 1, Output #: 4 - Result of Foreign Currency Valuation - Group Curre
				Step #: 1, Output #: 5 - Run Log
				Step #: 1, Output #: 6 - Application Log
				Step #: 1, Output #: 7 - Application Log Summary

Step 5 – Selection of created journal entry items

< **SAP** Display Line Items - Margin Analysis ▾

Standard* ▾

3 filters active: Ledger, Project, Business Transaction Type

Line Items (8) **Standard*** ▾ [Line Item Details](#)

Business Tran...	G/L Account	Amount in Transaction Currency		Amount in Company Code ...		Amount in Global Currency		Posting Date	Account Assig...	WBS Element
RFCV	13711100 (WIP Ac...	0,00	GBP	-480,00	EUR	0,00	USD	02/28/2025		JK018.0.1
RFCV	97204000 (Revenu...	0,00	GBP	480,00	EUR	0,00	USD	02/28/2025	PR	JK018.0.1
RFCV	13711100 (WIP Ac...	0,00	GBP	0,00	EUR	-288,00	USD	02/28/2025		JK018.0.1
RFCV	97204000 (Revenu...	0,00	GBP	0,00	EUR	288,00	USD	02/28/2025	PR	JK018.0.1
RFCV	13811100 (Deferral...	0,00	GBP	240,00	EUR	0,00	USD	02/28/2025		JK018.0.1
RFCV	72540000 (Gain fro...	0,00	GBP	-240,00	EUR	0,00	USD	02/28/2025	PR	JK018.0.1
RFCV	13811100 (Deferral...	0,00	GBP	0,00	EUR	144,00	USD	02/28/2025		JK018.0.1
RFCV	72540000 (Gain fro...	0,00	GBP	0,00	EUR	-144,00	USD	02/28/2025	PR	JK018.0.1
		0,00	GBP	0,00	EUR	0,00	USD			

Example Journal Entry Items for WIP – Account Assigned to WBS Element